

Offer No.: 10184

TECHNICAL SPECIFICATIONS

WORKSHOP CONTAINER EQUIPPED WITH LIFTING EYES COMPLETE WITH TOOLS AND ACCESSORIES

Climatic conditions of the site:

- ext. temperature: 0 °C to +55 °C

-A- WORKSHOP BODY :

- Frame skid type make with 2 main rectangular steel tubes interconnected with cross-members .
The skid frame is design to be setting down on the ground and to be carried with a flat bed truck (minimum length: 7,10 m / minimum payload : 10 tons)
- Steel flat bed with closer cross members U profil welded on the frame.
- Wood floor covered with aluminium corrugated coverplate 44/10 thickness
- Body including an heavy duty armature (100 x 100 mm tube) covered with stiffened sheet-steel
- Lifting eyes at each upper corner for lifting with a crane
- Roof made in sheet-steel fixed on tube profil
- Wall and roof insulation description (from the outside stiffened sheet steel)
 - 2 mm polyester skin
 - 40 mm styrofoarm
 - 10 mm plywood
 - 2 mm polyester skin white colour
- One back end double door in sheet steel, one removable step
- One simple door in a side wall
- Stand structure of generator composed with :
 - a strub-frame 2 floor tracks spanwise placed in the cab front
 - a chassis base spanwise slinding on the right side
- 1 sliding upper rail, fixed under the roof and equipped with a 1 hand-operated chain host (capacity : 1 ton). This sliding rail + chain host are design to move a charge from outside to internal workshop compartment.



- 1 window simple glass 1000 x 600 mm equipped with a wire guard
- 1 window 1000 x 600 mm opening upper part equipped with a wire guard
- Finishing 1 colour
 - RAL to defined
 - With logo to defined
- External sizes of the total unit with skid :
 - Total Length : 7,20 m
 - Total Width : 2,55 m
 - Total Height : 2,93 m
- Internal sizes of the unit :
 - Length : 5,69 m
 - Width : 2,29 m
 - Height : 2,19 m

-B- MECHANICAL WORKSHOP FACILITIES:

-B1- Energy and Air conditioning

- 2 A/C COLEMAN ROUGHNECK, 220 v mounted on the roof
 - Reversible : cooling / heating
- Electricity:
 - differential circuit breaker, and protections
 - Ground stake with cable
 - 3 neons 220V in the workshop cab
 - 1 Socket 220 V on each work bench
 - 4 x 400v lines for:
 - Parallel lathe
 - Drill press
 - Air compressor
 - Socket for power generating
 - 2 external halogenous lamps 500 W
 - Socket-outlet external IP66 for electricity alimentation of the cell by an external source
- **1 Power generating unit 44 KVA, SDMO J 44 K** , soundproofed, diesel engine
 - - voltage 400/230 V
 - - frequency 50 Hz
 - - mechanical protection IP 23
 - - insulation-class/ temp.rise H / H

The SDMO power generating unit 44 KVA (with diesel engine) will be installed outside on the front of the container, and will be mounted on a chassis sliding on the right side as specified in the photo below




- **1 Screw air compressor** RLR 25 C driving by electrical motor
 - Flowrate: 139 m³/h at 20° C. temperature (indicative flowrate at 45° C. = 90m³/h.)
 - Maximal pressure 13 bars
 - 1 unit painted vertical Buffer tank 300 l (PS 13 bars)
 - Frigorific dryer (+3°c dew point) and water separator
 - 2 unit oil removable filters: down to 1 micron and down to 0,1 micron
 - Regulation unit, air gun, pressure gauge inflating



Screw air compressor

-B2- Tooling and workshop facilities

- 2 work benches length 1m20, width 0m75, above thickness 40 mm with 2 trunks below
- 1 vice on each bench, vice of 180 and opening of 240 mm
- Above bench cupboards arrangement with hook length 1m40 for arrangement tools
- **1 parallel lathe machine** (for weak utilisation ratio) capacity: diameter up to 300 mm/length between pins 1000 mm
 - Height of centres 179 mm
 - Distance between centres 1000 mm
 - Maximum swing over bed 360 mm
 - Maximum swing over cross-slide 224 mm
 - Maximum swing in gap 502 mm
 - Width of the bed 187 mm
 - Spindle nose D 1-4
 - Hole through spindle 38 mm
 - Spindle taper CM 5
 - Number of spindle speeds 16
 - Spindle speed 35 à 2000 tr/mn
 - stroke of the transversal carriage 160 mm
 - Travel of top slide 95 mm
 - longitudinal feeds 0,052 à 1,392 mm/tr
 - cross feeds 0,014 à 0,380 mm/tr
 - Taper of tailstock sleeve CM 3
 - Number of Metric threads 26
 - Metric threads 0,4 à 7 mm
 - Number of Whitworth threads 34
 - Whitworth threads 4 à 56 filets au pouce
 - Spindle motor 1,5 kw



Parallel lathe machine

- 1 drill press 400 TRI capacity of drill 32 mm, with vice



- 1 roller of air with flexible device diameter 13 mm, automatic, length 15 m, maximum pressure 20 bars.
- 1 battery charger 12V 24 V automatic
- 1 Karcher cold water 175 bars, 400 v


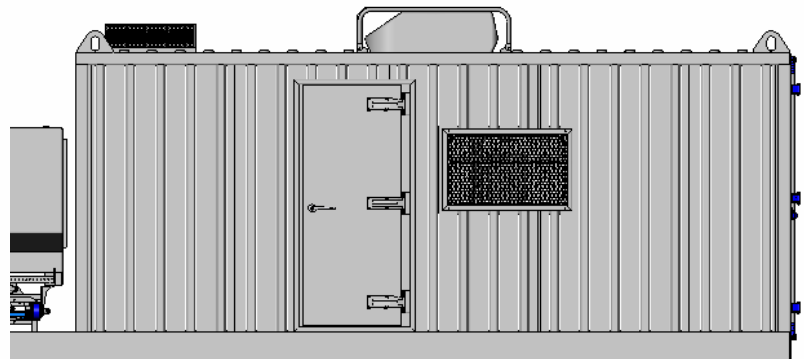
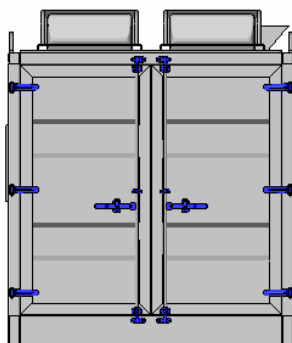


- 1 welding set oxyflamme, 1 set of bottles
- 1 welding machine with the arc for rod from 1,6 to 4 mm
- 1 set of pressure gauges for test of pressure on hydraulic system, maximum 300 bars
- 1 set of heavy duty offset ring wrenches with dimension: 7/8; 1" 1/16; 1"1/4 plus one tube length about 610 mm
- 1 set of ring slogging wrenches with dimension: 7/8; 1" 1/16; 1" 1/4
- 1 set of ring slogging wrenches with dimension: 1" 7/16; 1" 5/8; 1" 13/16; 2"; 2" 3/8; 2" 3/16; 2" 9:16; 3" 1/2; 3" 7/8
- 1 set of heavy duty offset ring wrenches with dimension: 1" 7/16; 1" 5/8; 1"13/16; 2"; 2" 3/8; 2" 3/16; 2" 9/16; 3" 1/2; 3" 7/8 plus 2 units tubes length about 760 mm and about 860 mm
- 1 electric grinder Bosch diameter 230 mm – 2400 w – 230 v
- 1 first aid kit complete with accessories
- 2 extinguishers with general-purpose powder 6 kg

Internal general view of the workshop



General drawing (outside)



Location of the tools, machines and accessories

